

VASARI 4 ROUND FIX TRIMLESS

DARK LIGHT REFLECTOR

RECESSED ROUND FIX TRIMLESS DOWNLIGHT LUMINAIRE



FIXTURE
COLOUR OPTIONS



Matt White



Matt Black

REFLECTOR
COLOUR OPTIONS



Chrome "Dark
Light Reflector"

ELR®

- Compatible with 35, 50 and 100 series LED modules
- Colour temperature options: 2700K, 3000K, 4000K, 5000K, tuneWHITE™, WARM DIM
- Colour rendering index: 85 or 95
- Up to 50,000 hours L80 lamp life with LM80 tested LED chip packages
- Beam pattern options: 10°, 12°, 20°, 35°, 60° (depending on LED module)
- Luminous flux: 310lm to 3000lm (depending on LED module)
- Supplied with non-dimmable or phase/0-10V/DALI dimmable LED driver
- 125mm cutout
- ATePS™ Automated Thermal Protection System
- ComfyEYE, reduced flicker percentage
- X-BEAM, maximising light output ratio with converging optical lens
- Interchangeable LED module system
- Optional 40° linear lens, IP54 seal, colour, light effect filters and honeycomb anti-glare louvre



The information above is at nominal values accuracy of +/-7%.

AVAILABLE OPTIONS

LED MODULE



35/50N



50C/P



100C/P

TEMPERATURE



ProART



tuneWHITE™



WARM DIM
WARM DIM

DRIVER



(ND)



(PH)



(AN)



(DA)

ACCESSORIES



Honeycomb
Anti-Glare Louvre



Soft Lens



40° Linear
Lens

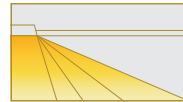


IP54

BEAM ANGLE

SINGLE CCT

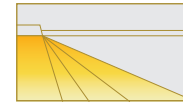
35 NEST / 50 NEST / 50 CLASSIC / 50 PRO



10° 20° 35° 60°

WARM DIM

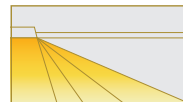
35 NEST / 50 NEST



10° 20° 35° 60°

SINGLE CCT

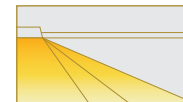
100 CLASSIC



12° 20° 35° 60°

WARM DIM

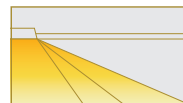
50 PRO / 100 PRO



20° 35° 60°

tuneWHITE™

50 NEST / 50 PRO / 100 PRO

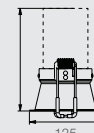


20° 35° 60°

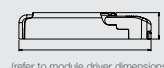
DIMENSIONS (MM)

*Displayed height measurements are for highest point of tilting.

35N : 95
50N : 120
50C/P : 120
100C/P : 135



125

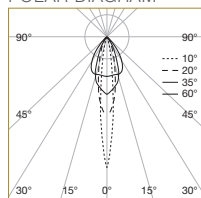


(refer to module driver dimensions)

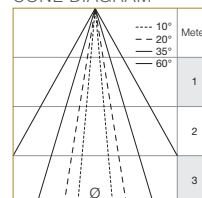
VASARI 4 DARK LIGHT REFLECTOR

50 PRO

POLAR DIAGRAM



CONE DIAGRAM



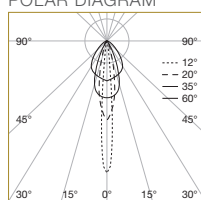
Ø = DIAMETER

	E _{max} (lx)			
	10°	20°	35°	60°
E (0°)	9629	8852	3869	1271
Cone DØ (m)	0.19	0.26	0.6	1.22
E (0°)	2407	2213	917	318
Cone DØ (m)	0.38	0.52	1.20	2.44
E (0°)	1070	984	408	141
Cone DØ (m)	0.57	0.78	1.80	3.66

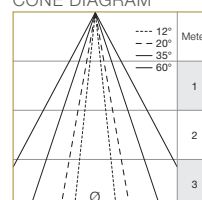
Correction Factor : 50C - f = 0.8
50N - f = 0.63
35N - f = 0.5

100 PRO

POLAR DIAGRAM



CONE DIAGRAM



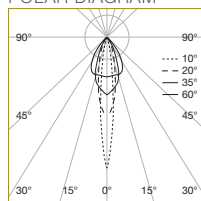
Ø = DIAMETER

	E _{max} (lx)			
	12°	20°	35°	60°
E (0°)	27565	10467	5990	1592
Cone DØ (m)	0.22	0.39	0.73	1.67
E (0°)	6891	2617	1498	398
Cone DØ (m)	0.44	0.78	1.46	3.34
E (0°)	3063	1163	666	177
Cone DØ (m)	0.66	1.17	2.19	5.01

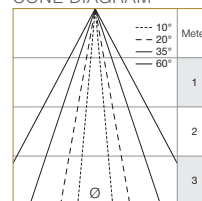
Correction Factor : 100C - f = 0.68
100C.LO - f = 0.5

50 NEST WARM DIM

POLAR DIAGRAM



CONE DIAGRAM



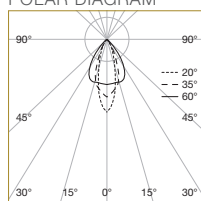
Ø = DIAMETER

	E _{max} (lx)			
	10°	20°	35°	60°
E (0°)	3111	1747	1027	356
Cone DØ (m)	0.19	0.34	0.6	1.22
E (0°)	778	437	257	89
Cone DØ (m)	0.38	0.68	1.20	2.44
E (0°)	346	194	114	40
Cone DØ (m)	0.57	1.02	1.80	3.66

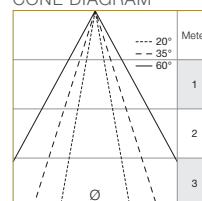
Correction Factor : 35N - f = 0.74

50 PRO WARM DIM

POLAR DIAGRAM



CONE DIAGRAM

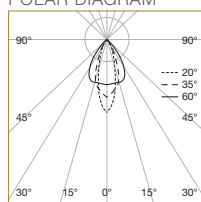


Ø = DIAMETER

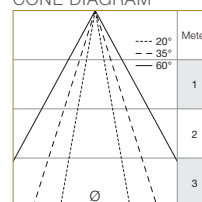
	E _{max} (lx)		
	20°	35°	60°
E (0°)	4784	2813	974
Cone DØ (m)	0.34	0.6	1.22
E (0°)	1196	703	244
Cone DØ (m)	0.68	1.20	2.44
E (0°)	532	313	108
Cone DØ (m)	1.02	1.80	3.66

50 PRO tuneWHITE™

POLAR DIAGRAM



CONE DIAGRAM



Ø = DIAMETER


	E _{max} (lx)		
	20°	35°	60°
E (0°)	4160	2446	847
Cone DØ (m)	0.34	0.6	1.22
E (0°)	1040	612	212
Cone DØ (m)	0.68	1.20	2.44
E (0°)	462	272	94
Cone DØ (m)	1.02	1.80	3.66

Correction Factor : 50N - f = 0.6

VASARI 4

DARK LIGHT REFLECTOR

ORDERING MATRIX CHART



FIXTURE							SINGLE CCT LED MODULE				DRIVER
Type	Trim Options	Shape	Angle	Colour	Reflector Color	Accessories	LED Power	Beam Angle	Colour Temp	CRI	Dimming
VASARI-4	—	—	—	—	—	—	—	—	—	—	—
	Trim	RD Round	FX Fix	WH Matt White	CR Chrome	None	35N 6W	10 10°	27 2700K	Standard	ND Non-Dim
	X Trimless	SQ Square	TL Tilt	MB Matt Black		AGL Anti-Glare Louvre	50N 7.5W	20 20°	30 3000K	PA ProART	PH Phase
						SL Soft Lens	50C 10W	35 35°	40 4000K		AN 0-10V
						LL Linear Lens	50P 13W	60 60°	50 5000K		DA DALI
						IP IP54	100C 16W	12 12°	27 2700K	Standard	ND Non-Dim
							100P 25W	20 20°	30 3000K	PA ProART	PH Phase
								35 35°	40 4000K		AN 0-10V
								60 60°	50 5000K		DA DALI
							WARM DIM LED MODULE				DRIVER
							35N 6W	10 10°	WD WARM DIM	PA ProART	PH Phase
							50N 7.5W	20 20°			AN 0-10V
							50P 13W	35 35°			DA DALI
							100P 25W	60 60°			
*10° Beam angle option is only available with 35N and 50N WARM DIM LED Modules.											
							tuneWHITE™ LED MODULE				DRIVER
							50N 7.5W	20 20°	TW tuneWHITE™	PA ProART	DA DALI
							50P 13W	35 35°			
							100P 25W	60 60°			

**IP54 seal accessory is only valid for fix angle fixtures only.

example: VASARI-4.X.RD.FX.WH.CR.IP.100P.35.40.DA
 *Custom RAL colour options available.